







Reception Home Learning for Thursday 28 March 2024

• Please take photos of your child partaking in the activities and post on Class Dojo for us all to share when we return to school.

<p>Take a walk with your grown up and see if you can spot any signs of Spring. What is the weather like? What flowers did you see? Draw a picture of what you saw and write a sentence to describe it.</p> 	<p>Draw, paint or take a picture of a Spring flower (daffodil, blossom, tulip etc). Can you label these parts of the flower: Petals leaves Stem roots</p> 	<p>Lots of baby animals are born in the Spring. Find out the names of these baby animals: duck, pig, sheep, cow and chicken.</p> <p>You could ask a grown-up to help you find the answers on the Internet or in a book.</p>  
<p>Make an Easter card for someone special. Remember to write a special message inside your card and to carefully write your own name.</p> 	<p>Watch this Number Blocks episode about 2D and 3D shapes (Can we have our ball back? episode) https://www.bbc.co.uk/iplayer/episode/m001x8cv Tell your grown up some properties of the shapes in the episode. Which shapes have flat faces? Curved faces? Points? Which shapes can roll?</p> 	<p>Design an Easter Egg. What patterns will you use on your egg...zig zags? Spots? Stripes? Swirls? Will you make your egg design symmetrical? Or will it have a repeating pattern?</p> 