

Spell Well Activities

Use these activities to help you learn your spellings at home

1. Headlines

Cut letters out of magazines and newspapers to spell your words. Paste them onto a piece of paper.



2. That's an order!
Write your words out in alphabetical order



3. Super Sentences

Write a super sentence for each one of your spelling words. Your sentence should be interesting/exciting.



4. Rainbow Words

Write your spelling word and trace over it 5 times using a different colour each time.



5. Bubble Letters


Write each of your spelling words in bubble letters. Then colour them in!



6. Across and Down

Write each word across and down, sharing the beginning letter.

Example: when
h
e
n



7. Fancy Letters

Write each of your words out in fancy letters. Your letters could be curly or dotty.



8. Upper and Lower

Write your word normally. Then re-write it, with the vowels in lowercase and the consonants in UPPERCASE.



9. Three Times


Write each of your spellings word 3 times. Use a different coloured pencil or pen each time.



10. Pyramid writing

Pyramid write your spelling words.

Example : home
ho
hom
home



11. Spelling Flashcards

Make a set of flashcards to practice your spelling words. When you look at your flashcard, read the word and then spell it out loud.

12. Words without Consonants

Write your spelling words on a list, but replace all the consonants with a line. Then go back to the beginning of your list and see if you can fill in the correct missing consonants.



13. Syllables

Write each spelling word out. Divide the word into syllables.

Example: Sept/em/ber



14. Words in Words

Look for words within words:
Friend: I'll be your friend to the end, or together: to get her.



15. Type It

Type the word many times to get used to the pattern in which your fingers move on the keyboard.



16. Connect the Dots

Write your spelling words using dots.
Connect the dots you've drawn by tracing over them with a coloured

ON LAI
IFT JEI
IND VET
OK PR



17. Colourful Letters


Write out each of your spelling words using a different colour for each letter.



18. Acrostic Poems

Create an acrostic poem for 5 of your words.

Example: snow
Soft and fluffy
Never warm
Open the door
Wade into the cold



19. Backwards Words

Write each of your words forwards and backwards.

Example:
Where erehW



20. Spelling Shapes

Count your spelling words. Draw one shape for each word. Then write your spelling words inside of each of the shapes.



21. Saying it Aloud

Sat it as it is written:
Wed-nes-day, Feb-ru-ary,
fas-cin-ating.



22. Air Write!

Write your spelling words in the air using your finger. Ask someone to read your words as you write them OR have them air write and you read them.



23. Explore History

Know where a word comes from:
Knif was the Viking word for Knife—
they pronounced the 'k'!




24. Make a Wordsearch

Make a wordsearch using a grid of all your spelling words. Come back and find your words.

25. Word Webs

Make word webs around root words (e.g. sign becomes design, designate, signature)



26. Look, Cover, Write, Check

Look at the spelling
Cover the spelling up
Write it down
Check to see if it's correct.



27. Highlight it!

Write the words using a different colour for the parts that follow the same pattern or rule
(e.g. silent letters: **K**night, **K**nee, **I**sland, **L**amb)

